

The Ladybug Companion

Dear Friend of Ladybug,

Thank you for sharing this special guide with your child! Whether you're a parent, teacher, grandparent, or caregiver, your time and attention mean everything in helping a young person grow.

This issue of *Ladybug* asks: **What are signs of time passing?** It explores birthdays, changing seasons, falling leaves, animal migration, and more.

In this companion guide, you'll find discussion questions and engaging activities that go along with these selections from the issue:

■ When It's Fall

Draw and talk about what makes each season special.

■ Autumn Treasures

Create a leaf rubbing or other autumn treasure to explore texture and nature.

■ Getting Ready for Winter

Cut and paste to sort animals that migrate or hibernate.

■ Click & the Kids

Discuss birthdays and cultural traditions, then make a birthday card.

■ Plus: Word Time with Ladybug


Practice reading, tracing, writing, and drawing words from this issue.

To make the most of the activities, you might choose to print the full-page worksheets for your child to enjoy. You'll find an answer key and standards alignment chart at the back of the guide.

So cozy up, get curious, and enjoy exploring and learning—together!

With gratitude,

Your Ladybug Companions



When It's Fall

In "When It's Fall" by A.T. Zhao (page 8), we learn how the world around us changes when summer turns into fall.



Let's Talk!

- What's your favorite thing about fall?
- Which season do you like the most and why?
- What season comes after fall?

How Seasons Change

Draw what makes each season special.

1. Look for Clues (optional)

Take a short walk outside and look for signs of fall: colored leaves, cooler air, pumpkins, or animals getting ready for winter.

2. Draw the Seasons

Fold a piece of paper into four squares (or use four separate sheets). Label each one: spring, summer, fall, winter.

Help children draw something they see or remember from each season. If needed, support them with ideas.

- **Spring:** rain showers, new flowers, green leaves on trees
- **Summer:** bright sun, thunderstorms, flying insects
- **Fall:** falling leaves, apples, birds flying south
- **Winter:** bare trees, snow, icicles

3. Name the Signs

- Ask children to talk about their drawings and name one or two signs of each season.
- Write their responses down or help them write a few words next to their drawings.



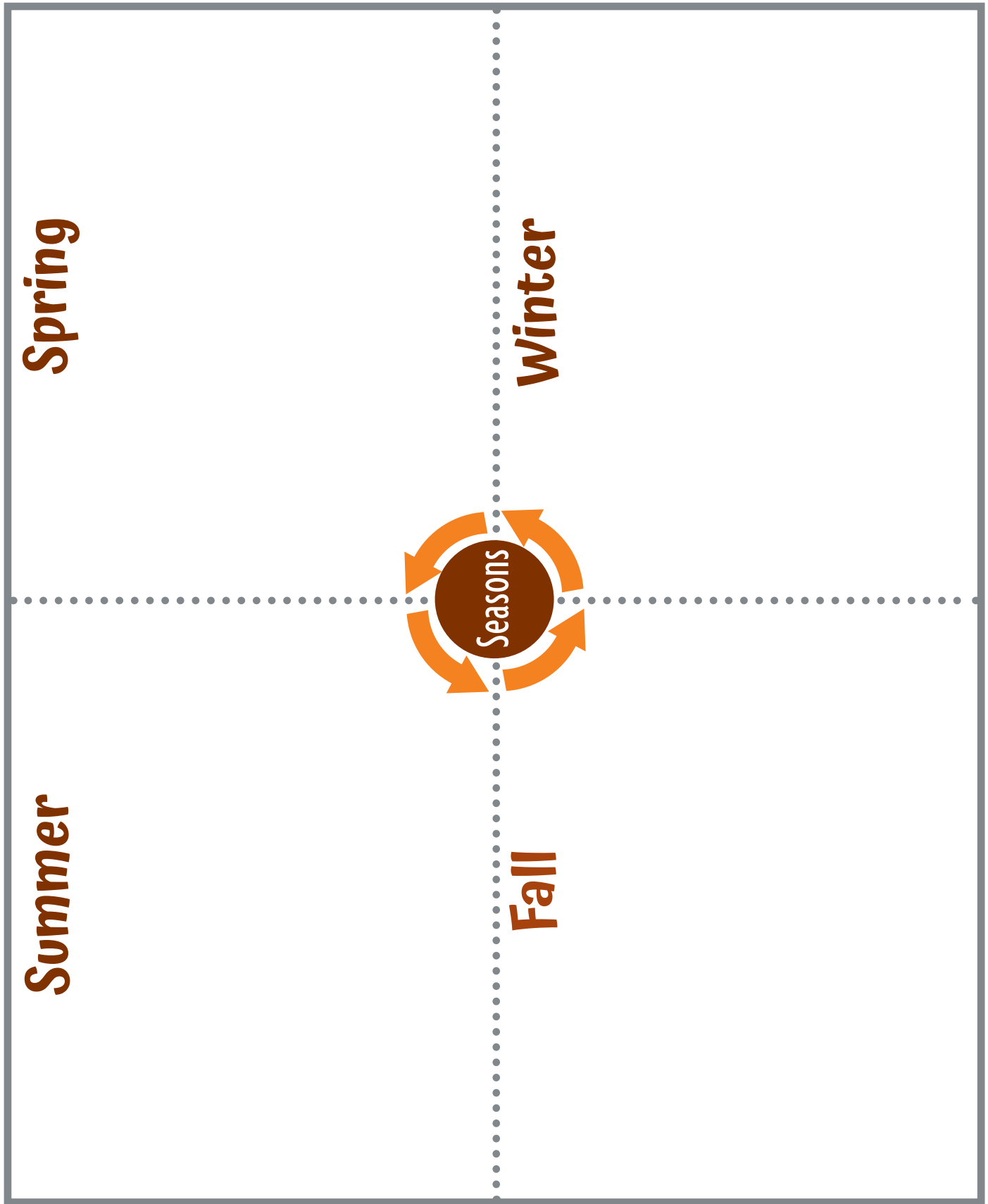
Print page 3 for this activity.



Let's Keep Going!

Go outside and take a picture of a tree each week. Watch how it changes through the season!





Autumn Treasures

In “Autumn Treasures” by Edna Ledgard (page 13), Grace uses old crayons and paper to make beautiful leaf rubbings. Explore autumn treasures around you by doing this fun activity together.

Let’s Talk!



- What does Grace use to make her leaf rubbings in the story?
- Why does Grace choose leaves for her artwork?
- Have you ever picked up a leaf because it looked interesting or pretty?



Make a Leaf Rubbing

1. Look for Objects

Go outside together and gather a few leaves of different shapes and sizes. This activity works best with leaves that are flat and not too dry. If leaves are not available, look for other interesting textures on bark, brick, or sidewalks.



2. Set Up Your Art Station

- Gather old crayons with the wrappers removed.
- Place the leaf or other object on a flat surface, bumpy side up.
- Lay a piece of paper on top of the leaf. If using an object that can’t be moved, such as a wall or tree trunk, place the paper on or against it. You can print the next two pages to use as frames.

Optional: Tape the corners of the paper to keep it from slipping.

3. Rub with a Crayon

Hold a crayon sideways and gently rub it over the paper covering the leaf. Watch the leaf shape appear!



4. Make It a Masterpiece!

Add a title (like “My Autumn Treasures”) and have children sign their name at the bottom of their page. Hang the artwork to view and enjoy.




Print pages 5 & 6
for this activity.




Let’s Keep Going!

Use a white crayon for leaf rubbings then paint over them with watercolors!







Rub bark inside the dotted area.



Getting Ready for Winter

In “Getting Ready for Winter” by Tracy Vonder Brink (page 17), we learn how some animals migrate (travel to warmer places), while others hibernate (sleep through the winter).



Let's Talk!




- Can you name one animal from the article and describe how it prepares for winter?
- Did anything in the article surprise you about winter or how animals survive it?
- Why is it important for animals (and people) to prepare before winter comes?

Migrate or Hibernate?

Complete the cut-and-paste sorting activity to reinforce understanding of how animals prepare for winter. Answer key on page 12.



Print pages 8 & 9 for this activity.



Let's Keep Going!

Draw one more animal from the article in each column. Can you think of any other animals that hibernate? Can you think of any other animals that migrate?



Click & the Kids

In “Click & the Kids” by Betsy Page Brown (page 35), the kids go to Emilio’s birthday party and experience birthday traditions from the Philippines.

Let's Talk!



- What birthday traditions did the kids learn about in the story? Were any of them new or surprising to you?
- What are your favorite birthday traditions? How are they the same or different from the ones in the story?
- How do you like to celebrate your birthday?



A Special Birthday Card

Make a birthday card for Emilio, or for someone you know! Use the card on page 10 to draw a special birthday message. You may wish to draw some birthday traditions you enjoy, like cake, presents, or special decorations.



Print page 10 for this activity.



Let's Keep Going!


Throw a birthday party for a toy! Invite some other toys! How will you decorate? Will you make pretend presents or a pretend cake?






Directions:


Cut out the animals along the gray dotted lines. Decide if the animals migrate or hibernate. Paste each animal on the correct side of the chart on page 9.




raccoon




bear




hummingbird



monarch butterfly



humpback whale



groundhog






Getting Ready for Winter



Migrate	Hibernate







Word Time with Ladybug®



Read, trace, and write the words. Then draw a picture of each word.

Read	Trace	Write	Draw
sun	sun	---	
leaf	leaf	---	
chair	chair	---	

Answer Key

Getting Ready for Winter



Migrate: hummingbird, monarch butterfly, humpback whale (leatherback turtle, caribou, polar bear)



Hibernate: groundhog, bear, raccoon (dormouse, hedgehog, bumblebee, ladybug)

Standards Alignment

Activity	Key Skills/Focus	Aligned Standards
When It's Fall	Seasonal changes, drawing, observation	NGSS K-ESS2-1; CCSS.ELA.SL.K.4; Creative Arts; Social-Emotional
Autumn Treasures	Nature exploration, texture, fine motor	NGSS K-PS1-1; Creative Arts; Fine Motor; CCSS.ELA.L.K.5.A
Getting Ready for Winter	Animal behavior, sorting, fine motor	NGSS K-LS1-1; Cognitive Development; Fine Motor CCSS.ELA.SL.K.1
Click & the Kids	Cultural awareness, card-making, expression	Social Studies; Social-Emotional; CCSS.ELA.W.K.2; Creative Arts
Word Time with Ladybug	Vocabulary, reading, writing, drawing	CCSS.ELA.RF.K.1; ELA.L.K.1.A; Writing

Art Credits: Cover by John Sandford; "Autumn Treasures" © 2019 by Laura Logan; "Click & the Kids" by Betsy Page Brown.

Photo Credits: 2 (TL) Andrey Arkusha/Shutterstock.com; 2-11 (printer icons) icons gate/Shutterstock.com; 3 (arrows) AminaStock/Shutterstock.com; 5 (leaves) crouton/Shutterstock.com; 6 (frame) Borisovna.art/Shutterstock.com; 6 (leaves) stopkin/Shutterstock.com; 6 (bird) sala68/Shutterstock.com; 7 (TR) Sujatha Vempaty/Shutterstock.com; 8 (TL) arifafrin/Shutterstock.com; 8 (CL) Mizanul Islam/Shutterstock.com; 8 (BL) Mujahid9091/Shutterstock.com; 8 (TR) Pvect 02/Shutterstock.com; 8 (CR) MstSelinaBegum/Shutterstock.com; 8 (BR) Asset_Bud/Shutterstock.com; 10 (banner, cake) Polina Tomtosova/Shutterstock.com; 10 (font) PlatypusMi86/Shutterstock.com; 11 (tracing letters) yusuf_demirci/Shutterstock.com; 12 (TL) wildestanimal/Shutterstock.com; 12 (TR) keldridge/Shutterstock.com.

Copyright © 2025 Cricket Media, Inc.

All rights reserved, including right of reproduction in whole or in part, in any form.