

# Click & the Kids

story and art by Betsy Page Brown



Amy



Martin



Click



Liz  
(the sitter)



books





Great idea, Amy. We can make our own books right here!

Yeah! Then they'll be exactly the books we want.




I'll make mine about cool dinosaur facts.

I prefer make-believe stories about fairies, princesses, and dragons! If you make it all up, then ANYTHING can happen.



Let's look at some books we already have to see how they were made.

OK. I'll fold some paper and staple it all together.



First there's the cover. It shows the name of the book in big fancy letters.

And the smaller letters say who thought up the words and drew the pictures.

Then there's a page that says the book is especially for someone. I guess because you like them.



That's easy!

"For Amy, who has good ideas."




"For Martin, who appreciates my good ideas."





Some books have chapters. In my book I could have a chapter for each of my favorite dinosaurs.



I think my book will be the kind that starts and doesn't stop until the very end. I don't want to break up the action.







The snowplow came, Amy and Martin.  
We can go to the library now.

That's OK, Liz. We already went.  
Amy checked out a great new book  
by a famous dinosaur expert.

And Martin got an exciting fairy-tale  
adventure with fabulous pictures of a  
beautiful red-haired queen.

Shhh ... Quiet  
in the library,  
please.

READ!

OF MICE  
AND  
KIDS

MICE  
THRU  
THE  
AGES