

Click & the Kids

story and art by Betsy Page Brown



Amy



Martin



Click



Liz
(the sitter)




silkworms





2 Weeks Later





And now—my lovely silkworm assistants will make mulberry leaves disappear!




Week 1



Week 2



Week 3



Week 4



Can you believe how fast they've grown, Amy? Almost an inch a week.




It took me nearly a year to grow an inch.



It's neat the way they shed their skins as they grow.

Just like we outgrow our old clothes.



The silkworms must be tired, Martin. Look how they're making little hammocks to rest on.

Looks like hard work to me. I'm getting dizzy watching their heads swing back and forth.

They're spinning silk thread to make a cocoon.

You are getting sleepy.



Inside the cocoons the silkworms will change from caterpillars into something completely different.

Cool!

Watch closely, ladies and gentlemen.

STAGE 3
COCOON



3 Weeks later

Wow! Our silkworms turned into beautiful white moths!

And they left behind their cocoons.

STAGE 4
MOTH



But where's the silk?

To get the silk thread, you have to unwind the cocoons.



Great! I want to make a silk dress.

Well, it says here it takes 2,000 cocoons to make one dress.

Hmm... we might have enough to make a scarf for Click.



Can you believe this all started with those tiny little eggs?

I guess that package we got in the mail WAS a magic set after all!

TA-DA!