

Faces™

Capturing Our World


The purpose of photography is essentially to document and share a moment in time. Photographs allow us to reflect on life, cherish our loved ones, and remember the past. This issue of FACES teaches readers how advancements in photography have made cameras widely accessible and given us the ability to capture an instant that may change the course of history.

CONVERSATION QUESTION

Why is photography a powerful medium?

TEACHING OBJECTIVES

- Students will learn about the advancements in technology over the past 200 years.
- Students will learn how humans are using new technology and techniques to photograph the deep sea world.
- Students will learn how television and newspaper images played a role in changing the course of history.
- Students will examine the impact of innovation.
- Students will analyze the relationship between humans and their environment.
- Students will explain how photography played a role in changing perspectives.
- Students will create a timeline depicting the history of the camera.
- Students will write a properly formatted résumé and cover letter.
- Students will evaluate multimedia images and complete a photo essay.



In addition to supplemental materials focused on core Social Studies skills, this flexible teaching tool offers vocabulary-building activities, questions for discussion, and cross-curricular activities.

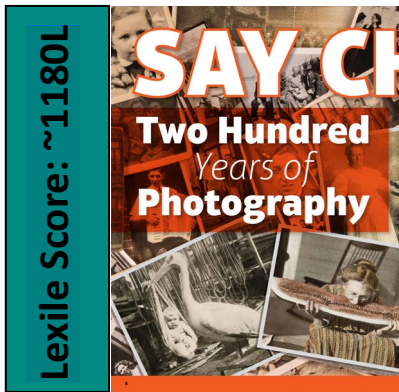
SELECTIONS

- **Say Cheese! Two Hundred Years of Photography**
Expository Nonfiction, ~1180L
- **Wanted: Underwater Photographers**
Expository Nonfiction, ~1020L
- **The Power of Pictures**
Expository Nonfiction, ~1080L

Say Cheese: Two Hundred Years of Photography

pp. 8–11, Expository Nonfiction

Taking pictures today is quick and effortless. This article reveals that photography wasn't always as simple as "point and shoot."



RESOURCES

Impact of Innovation: A Picture of Progress

OBJECTIVES

- Students will learn about the advancements in photography over the last 200 years.
- Students will examine the impact of innovation.
- Students will create a timeline depicting the history of the camera.

KEY VOCABULARY

- **daguerreotype** (p. 10) an early type of photograph that was made on a piece of silver or a piece of copper covered in silver
- **portrait** (p. 10) a painting, drawing, or photograph of a person that usually only includes the person's head and shoulders
- **stark** (p. 11) unpleasant and difficult to accept or experience
- **descendant** (p. 11) someone who is related to a person or group of people who lived in the past

ENGAGE

Conversation Question: Why is photography a powerful medium?

Pose the following question: "When was the last time you took a photo?" For most students, it will have been within days or even hours. Further inquire about the content of the photograph and whether it was planned or spontaneous. If permitted in your classroom, allow students to share photos and discuss the images. Have them consider how their lives would change if taking a picture required many supplies, chemicals, and hours. Distribute the article.

INTRODUCE VOCABULARY

Display and discuss the key vocabulary and definitions. Then display the cloze sentences below for students to complete. Finally, challenge students to create their own cloze sentences for a partner to complete.

1. The photographs showed the _____ reality of war.
2. A _____ of Great Aunt Fanny hung over the fireplace.
3. My neighbor is a _____ of Harriet Tubman.
4. I wonder what the inventor of the _____ would say about the way we take photographs today.

READ & DISCUSS

Reinforce comprehension of the concepts presented in the article by using the following questions to direct discussion.

1. Explain Aristotle's idea of the camera obscura.
2. How were the first photographs printed and saved?
3. What were some of the problems with the earliest cameras?
4. How did Mathew Brady help the development of photography?
5. When and how did photography become "something for everyone"?

CONCEPT/SKILL FOCUS: Impact of Innovation

INSTRUCT: The article presents detailed information regarding the innovations in photography over the course of 200 years. Distribute the *Impact of Innovation: A Picture of Progress* graphic organizer. Tell students they will be analyzing how the invention and development of the camera impacted both historical knowledge and modern life.


ASSESS: Circulate as students are working and have content-related mini-conversations. Remind students to give specific details.

EXTEND

Social Studies Have students review the article and highlight all of the dates. Instruct them to arrange the dates of the inventions and developments in chronological order and to create a timeline. Have students use resources to add other photography milestones, up to the current year. They can enhance the timeline by adding pictures, captions, and a title.

A Picture of Progress


Impact of Innovation How has the development of the camera had an important impact on our historical knowledge? How has the development of the camera had an important impact on modern daily life? Discuss ideas with a partner. Then record ideas below.



Wanted: Underwater Photographers

pp. 16–19, Expository Nonfiction

With 90% of our underwater species still waiting to be discovered, scientists are using new technology and photography techniques to capture amazing images of sea life. Readers will learn how this dangerous feat is being accomplished and why it is important.



RESOURCES

- Analyze Relationships: Deep Sea Difficulties

OBJECTIVES

- Students will learn how humans are using new technology and techniques to photograph the deep sea world.
- Students will analyze the relationship between humans and their environment.
- Students will write a properly formatted résumé and cover letter.

KEY VOCABULARY

- hydrothermal vent** (p. 16) an opening in the sea floor out of which mineral-rich water flows
- ROV** (p. 18) Remotely Operated Vehicle
- cenote** (p. 18) an underground chamber/cave that contains permanent water or a sinkhole

ENGAGE

Conversation Question: Why is photography a powerful medium?

Read aloud this fact from page 16 of the article: 80% of our oceans have never been mapped, and 90% of deep sea species are still undiscovered. Ask students why this is the case and discuss the obstacles of underwater research. To engage students in the topic, give them five minutes to imagine and sketch an undiscovered deep sea creature.

INTRODUCE VOCABULARY

Post and discuss the key terms. Be sure students understand the definitions before they read the article. As a post-reading activity, have students use the three vocabulary words to summarize the article in paragraph form.

READ & DISCUSS

Read the article aloud with the class. Have students reread the text in small groups to answer the questions below. Discuss responses.

- Why haven't divers been able to photograph the three new hydrothermal vents?
- What is the double meaning of the phrase on page 17 stating that applicants must be able to work "under pressure"?
- How can studying hydrothermal vents impact the future?
- Why is sensitivity a "must" in underwater diving?
- Explain Matty Smith's special technique for photographing underwater sea life.

CONCEPT/SKILL FOCUS: Analyze Relationships

INSTRUCT: Review with the class that even though humans have been sailing the oceans for thousands of years, we know relatively little about what lies far beneath the surface. Although humans can greatly benefit from underwater research, it is dangerous and expensive. Instruct students to review the article and to record the challenges and benefits of conducting the three types of ocean photography listed on the *Analyze Relationships: Deep Sea Difficulties* graphic organizer.

ASSESS: Review the chart with the class. Pose this question: Why do scientists study outer space more than the oceans?

EXTEND

Language Arts This article teaches readers about the different types of underwater photography utilizing a "Help Wanted" format to advertise for photographers. Have students choose one of the photography positions and create a cover letter and mock résumé to apply for the job. Students should use proper format and state why they are qualified for the position, where they would like to explore, and relevant prior experience. There are many free computer templates available for creating résumés and cover letters, if needed.

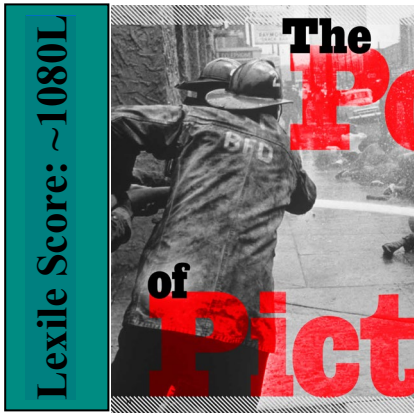
Deep Sea Difficulties

Analyze Relationships Use information from the article to explain how each type of photography creates challenges for researchers and how it has the potential for great human benefit.

Type of Photography	Challenges for Humans	Benefits to Humans
Hydrothermal Vent Photography		
Underwater Cave Photography		
Split Level Water Photography		

The Power of Pictures pp. 30–33, Expository Nonfiction

Martin Luther King Jr. stated that photographs reveal “the naked truth to the world.” This article explains how powerful images of the civil rights movement played a crucial role in creating national and international awareness of the treatment of African Americans.



RESOURCES

- Changing Perspectives: Marching Madness

OBJECTIVES

- Students will learn how television and newspaper images played an important role in changing the course of history.
- Students will explain how photography played a role in changing the nation’s perspective.
- Students will evaluate multimedia images and complete a photo essay.

KEY VOCABULARY

- **segregated (p. 32)** separated or divided along racial, sexual, or religious lines
- **integration (p. 32)** the act of ending a policy that keeps people of different races apart in a place, such as a school
- **nonviolent (p. 33)** not using or involving violence

ENGAGE

Conversation Question: Why is photography a powerful medium?

Show students photographs in books and on the internet. Choose photos that will elicit different emotions. Examples: 9/11, the planting of the U.S. flag on the Moon, JFK Jr. saluting his father’s coffin, a World Series win, children reuniting with their service-member parents, etc. Encourage students to respond to these photos aloud. Then pose this question: Why is photography a powerful medium?

INTRODUCE VOCABULARY

Post the key words and discuss the meanings of the terms. Then display the following directions and have students work with a partner to create a word list. Share responses.

- List a synonym for *segregated*, *integration*, and *nonviolent*.
- List an antonym for *segregated*, *integration*, and *nonviolent*.

READ & DISCUSS

Preview the questions below. Then read the article aloud, pausing for discussion when answers to the questions are revealed.

1. Explain how the following statement relates to the civil rights movement: “A picture is worth a thousand words.”
2. Why did white Americans avoid learning about the civil rights movement?
3. How did the images on TV and in newspapers make it difficult to ignore what was going on in the South?
4. How were protestors treated?
5. How were photographs partly responsible for the passage of the 1965 Voting Rights Act?

CONCEPT/SKILL FOCUS: Changing Perspectives

INSTRUCT: The article presents readers with detailed information about the crucial role photographs played in creating awareness of the treatment of African Americans. Distribute the *Changing Perspectives: Marching Madness* graphic organizer. Tell students they will be explaining how people’s perspectives have changed over time and describing the role photography played in instigating these changes.

ASSESS: Circulate as students work and have content-related mini-conversations. Discuss how photography is used to create awareness in today’s world.

EXTEND

Photo Essay Tell students they will use facts and personal reflection to tell about other civil rights movement photos. Have students use books and the internet to find three impactful photos to focus on. Encourage students to look for images that “speak to them.” For each photo, students should write a short essay giving factual information about the image and describing their personal feelings about it.

Marching Madness

Changing Perspectives Use information from the article to answer the question below. Cite specific photographs from the article in your answer.

What role did photography play in the advancement of civil rights?