






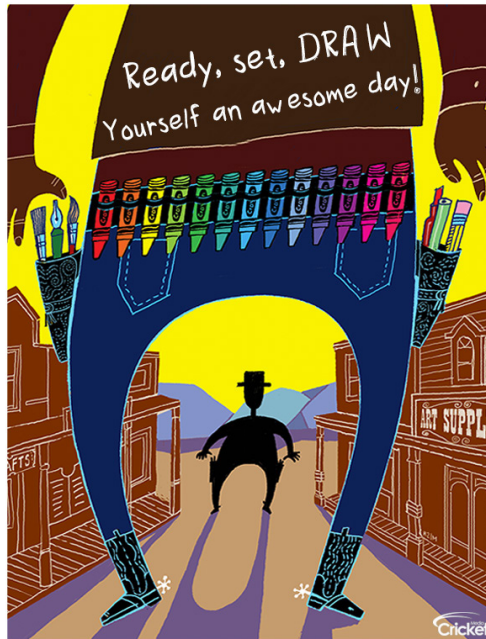
Send Some Back to School Cheer!

To print out this assortment of Cricket lunch box notes, follow the instructions below.

1. Insert the correct paper into your printer. Cardstock paper will help your notes look and feel their best.
2. Print page 2.
3. Place the same paper back in the printer so that the blank side will be printed on.
4. Print page 3.
5. Cut out each card, fill in the To and From areas and spread some lunch time cheer.

All of us at Cricket Media wish your family a fabulous school year!





TO:

TO:

TO:

LOVE:

LOVE:

LOVE:



TO:

TO:

TO:

LOVE:

LOVE:

LOVE:



TO:

TO:

TO:

LOVE:

LOVE:

LOVE:

