



Send Your Valentine Some Cricket Cheer!

To print out an assortment of Cricket Valentines follow the instructions below. Four different Valentines will print on each page.

1. Insert the correct paper into your printer. Cardstock paper will help your Valentines look and feel their best.
2. Print pages 2-5.
3. Place the same paper back in the printer so that the blank side will be printed on.
4. Print page 6 four times.
5. Cut out each Valentine, fill in the To and From areas and spread Valentine cheer to everyone you know.

Happy Valentine's Day from all of us at Cricket Media.



Delivering **Valentine's Day**
Wishes to You!



Even the coldest days
are warm
with a
Valentine like you!





Sending a
bouquet of warm wishes
to you on
Valentine's Day.



Valentine wishes
coming your way!





I'm not too shy to say,
Be my Valentine!



Cricket

A warm hug for you on
Valentine's Day!



Cricket

Friends make the
best Valentines.



Cricket

Bringing you warm
Valentine wishes.



Cricket

Won't you be
MY VALENTINE?



Cricket

Have a
purrr-fect
Valentine's Day!



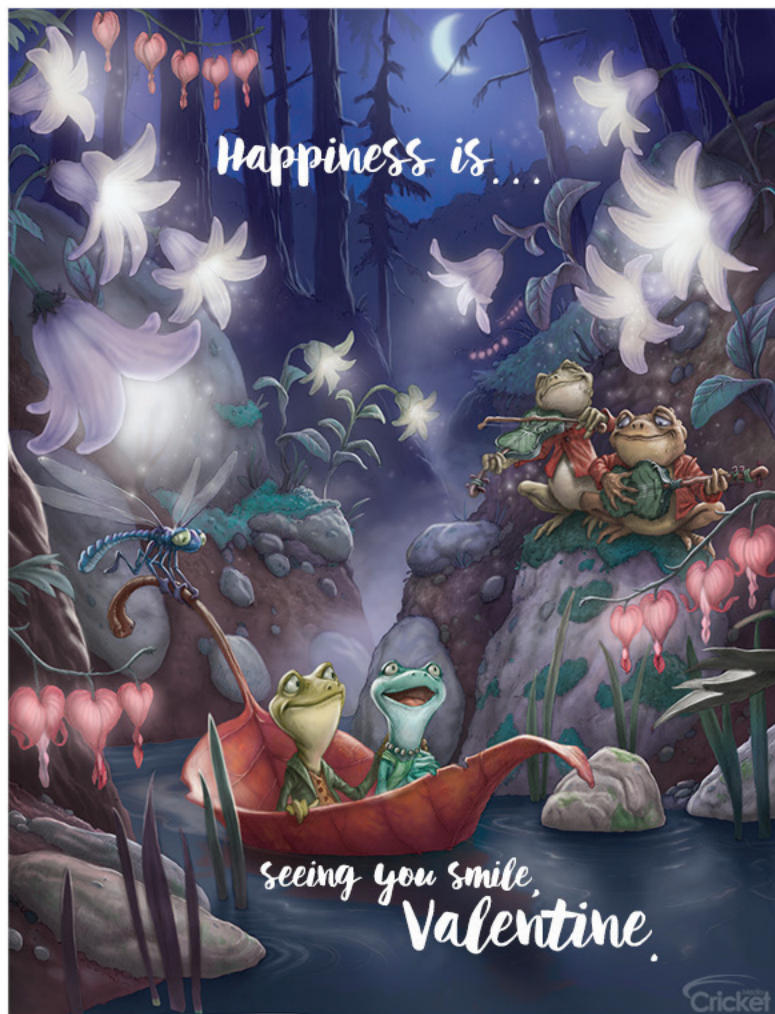
Cricket

You hit my heart
right on target,
Valentine.



Cricket

Happiness is...



seeing you smile,
Valentine.

Cricket

To:

To:

From:

From:

Happy Valentine's Day!

Happy Valentine's Day!



To:

To:

From:

From:

Happy Valentine's Day!

Happy Valentine's Day!

